



District Report Card: 2017


State: West Bengal	District: Alipurduar
Class: 8	Subject: Language
Schools: 50	Students: 940


Participation/Coverage


Students

<div>GENDER</div> <div></div>	Boys		Girls	
	Number	%	Number	%
	409	43.51	531	56.49

<div>AREA</div> <div></div>	Rural		Urban	
	Number	%	Number	%
	856	91.06	84	8.94

<div>CATEGORY</div> <div></div>	SC		ST		OBC		GEN	
	Number	%	Number	%	Number	%	Number	%
	398	42.34	255	27.13	152	16.17	135	14.36

<div>CWSN</div> <div></div>	LD	VI	HI	S&LD	ID	Oth
	1	3	3	2	6	0

<div>Management</div> <div></div>	Government		Government-aided	
	Number	%	Number	%
	243	25.85	697	74.15

Average Performance of Students in Language (%)

Overall	Gender		Area		Management		Social Group			
	Male	Female	Rural	Urban	Govt.	Aided	SC	ST	OBC	GEN
49.22	50.45	48.27	48.64	55.16	45.29	50.59	49.30	44.44	51.71	55.21

Performance on Learning Outcomes (LOs)

Learning Outcomes	Description	Average Performance(%)
L813	Read textual/non-textual materials with comprehension and identifies the details, characters, main idea and sequence of ideas and events while reading	49.22

Range of Performance of Students who Answered Correctly							
Below 30%		30% - 50%		50% - 75%		Above 75%	
Number	%	Number	%	Number	%	Number	%
193	20.53	296	31.49	334	35.53	117	12.45

Lowest Performing Learning Outcomes (LOs)

1 - Read textual/non-textual materials with comprehension and identifies the details, characters, main idea and sequence of ideas and events while reading (49.22)